

# SUNSTONE

---

## METAL PRODUCTS

2024 CATALOG



*“Committed to Quality  
Committed to You”*

# 304 STAINLESS STEEL BUILT-IN RUBY GAS GRILLS

## LIMITED LIFETIME WARRANTY THREE YEAR GUARANTEE ON I-BURNERS

### PRODUCT DESCRIPTION:

- ALL 304 Stainless Steel Grill Hood & Body
- ALL 304 Stainless Steel Components
- 14 Gauge 304 SS PRO-SEAR Cooking Grid
- 11 Gauge 304 SS Fabricated I-Burners
- Grease Removal System for Less Flare-ups
- Enhanced Heat Distribution and Smoke Generation
- LED Lighting on Control Panel
- Easy Access Service Panel
- Variable Spaced Cooking Grid
- Rear Hood Wind Guards
- Dual High & Low Rotisserie Rods - Upgrade
- Up to 800 Degree Searing Heat
- Extra-Wide 16,000 BTU Infrared Burner
- Flame Thrower Ignition for ALL Burners
- Convenient Stow-Away Warming Rack
- Extra-Bright Halogen Interior Grill Lights
- Optional-Use 2 Rot. Rods at the Same Time



### 42" RUBY 5 BURNER GRILL W/IR

Item No: RUBY5B-IR-LP/NG  
Product Size: 42"W x 27"D x 22"H  
Cut-out: 39-1/2" W x 22"D x 10"H  
Up To: 120,000 BTU



### 30" RUBY 3 BURNER GRILL

Item No: RUBY3B-LP/NG  
Product Size: 30"W x 27"D x 22"H  
Cut-out: 27-1/2" W x 22"D x 10"H  
Up To: 60,000 BTU



### 36" RUBY 4 BURNER GRILL

Item No: RUBY4B-LP/NG  
Product Size: 36"W x 27"D x 22"H  
Cut-out: 33-1/2" W x 22"D x 10"H  
Up To: 80,000 BTU



### 36" RUBY 4 BURNER GRILL W/IR


Item No: RUBY4B-IR-LP/NG  
Product Size: 36"W x 27"D x 22"H  
Cut-out: 33-1/2" W x 22"D x 10"H  
Up To: 100,000 BTU



EXTRA-LONG INFRARED BURNER



INSERTABLE GRILL UPGRADES



HIGH/LOW DUAL-ROTISSERIE OPTION




HYBRID GRILL W/CHARCOAL TRAYS



LED LIGHTS CHANGE W/TEMP INCREASE



15" DIA. CRATE SWAPS FOR STONE



304 SS FABRICATED I-BURNER



PREVAILING WIND LOUVERED GUARDS

# 304 STAINLESS STEEL BUILT-IN HYBRID CHARCOAL GRILLS

## LIMITED LIFETIME WARRANTY

### TRUE GAS-HYBRID CHARCOAL/WOOD BURNING GRILL

- ALL 14 Gauge 304 Stainless Steel Drawer System
- ALL 304 Stainless Steel Grill Hood & Body
- Easy Lift Spring Assisted Hood
- 30" & 42" Hybrid Grills 35,000 BTU Burners
- 30" Hybrid Grill Infrared 15,500 BTU Burner
- Height Adjustable Burn Trays
- Burn Charcoal, Wood Chips or Wood Logs
- Removable Drawer for Easy Cleaning
- Refillable Burn Drawer with Safety Lock
- Included Stow-Away Dual Level Warming Rack
- LED Lighting on Control Panel
- Flame Thrower Starter for All Burners
- Extra Bright Halogen Interior Grill Lights
- Optional - Use 2 Rot.Rods at the Same Time

### 30" GAS-HYBRID CHARCOAL GRILL

Item No: SUNCHSZ30  
Product Size: 30"W x 27-1/2"D x 28"H  
Cut-out: 27-1/2"W x 22"D x 12-3/4"H



*Replenish Charcoal while you Continue Grilling then Dump the Ash when finished*



### 42" GAS HYBRID DUAL ZONE CHARCOAL/WOOD BURNING GRILL

Item No: EMCHDZ42  
Product Size: 42"W x 27-1/8"D x 28"H  
Cut-out: 40"W x 22"D x 12-3/4"H



SUNSTONE SINGLE & DUAL ZONE HYBRID GRILLS OFFER EXCLUSIVE FULLY ADJUSTABLE TOP BURN TRAYS WITH SIMULTANEOUS LOWER GAS BURNERS. BURN CHARCOAL AND WOOD LOGS WHILE USING THE CONFIGURABLE SMOKER BOX AND ADJUST AIRFLOW THROUGH FRONT DRAWER VENTING TO BACK HOOD LOUVERED VENTS. SMOKING, SEARING, DIRECT & INDIRECT GRILLING WITH CHARCOAL, WOOD OR GAS.



LEVEL UP WITH A GRIDDLE, SEARING GRATE OR PIZZA STONE



BACK HOOD LOUVER VENTING



GAS IGNITION BURNERS

# THE ULTIMATE GRILLING EXPERIENCE: THE SUNSTONE 40" PELLET GRILL



## SUNSTONE 40" PELLET GRILL

Item No: SUNPLT40  
Product Size: 40"W x 27"D x 22"H  
Cut-out: 38"W x 22"D x 17"H

*The Sunstone 40" Pellet Grill is the perfect solution. This versatile pellet grill combines the best of both, delivering the authentic smoky flavor of a wood-fired grill with a built-in Cold Smoker with the ease and convenience of an electric grill.*

- 918 square inches of Grilling, Searing, Smoking, and Slow-Cooking surfaces
- Built-in Independently Controlled Cold-Smoker, allowing you to use a different Pellet for Unique Flavor
- Insert your choice of either a Solid Steel Griddle, Pro-Searing Grate, and even a Pizza Stone
- The grill has three (3) hanger hooks allowing you to suspend your meat over the grill surface for even cooking and smoke flavor.
- Sear steaks with direct heat using the adjustable Flame Broiler.
- Digital Control Center allows you to set precise temperatures and monitor internal food temperature.
- Heavy-duty 304 stainless steel construction ensures durability.
- Temperature range of 140 – 750 degrees Fahrenheit



INDEPENDENT COLD-SMOKER FEEDER TUBE




MEAT HOOKS ARE PERFECT IN USE WITH COLD SMOKER



HOOD FIRE ROBE SEAL FOR GREAT SMOKING



FULL DEPTH GRILLING SPACE WITH DOUBLE RACK SYSTEM



LARGEST BURN CHAMBER IN THE MARKET



LARGE CAPACITY SIDE PELLET LOADER FITS ONE-FULL-BAG

## 304 STAINLESS STEEL POWER BURNER



- Up To 65,000 BTU's
- 3-In-1 Solid 304 SS 20" DIA. Cooking Grate
- 15" DIA. Pizza Stone [Optional]
- 304 SS Large Vented Cover w/Temp. Gauge
- LED Lighting on Control Panel
- 19" DIA. Solid Steel Griddle w/Oil Pan [Optional]
- Cold Water Pot Filler w/Flex Neck [Optional]



**SUNSTONE® 24" POWER CIRQUE™ BURNER**  
 Item No: SUN24PCB  
 Product Size: 24"W x 26-1/2"D x 18-1/2"H  
 FireBox Size: 22-1/4"W x 22-1/4"D x 9"H  
 Cut-out: 22-3/4"W x 22-1/2"D x 10"H

## RUBY SERIES COMPANION PRO



Hood upgrade



Included

- ALL-IN-ONE Complete Grill
- Dual Infrared Burners
- LED Lighting on Control Panel
- Solid 304 SS Grates
- Perforated Flavor Rack
- Roll-Along Drip Pan
- Removable 304 SS Lid
- Burner Combustion Vent

**RUBY SERIES COMPANION PRO**  
 Item No: SUN13CPRO  
 Product Size: 13-1/4"W x 26"D x 12-3/4"H  
 Cut-out: 10-5/8"W x 22-3/4"D x 10-3/4"H

*All-in-One Complete Grill as Standalone or in Companion with any of our Gas and Hybrid Grills*

- **DEEP FRYER**  
Commercial Size with Basket, Steamer, Cover [Optional]
- **SEARING GRATE**  
Over 800 Degree Perforated Grate [Optional]
- **GRIDDLE**  
Heavy-Duty with Grease Reservoir [Optional]
- **COOKING GRATES**  
Solid 304 SS Rods [Included]
- **FLAVOR RACK**  
Reduce Flare Ups with Even Heat [Included]
- **CHARCOAL TRAY**  
Burn Charcoal or Wood Chips [Optional]



## RUBY SERIES SINGLE & DOUBLE VERSA BURNER

*Install as either Drop-in or on Counter-Top with built-in Leveling Legs*



**DROP-IN SINGLE SIDE BURNER**  
 Item No: 1SSB-LP/NG  
 Product Size: 11"W x 17-1/4"D x 8"H  
 Cut-out: 10"W x 16-1/8"D  
 Up To 15,000 BTU's



**RUBY SERIES COUNTER-TOP /DROP-IN VERSA SINGLE BURNER**  
 Item No: SUN13VSB-LP/NG  
 Product Size: 13"W x 19"D x 8-1/2"H  
 Cut-out: 12"W x 17-1/2"D x 4"H  
 Up To 15,000 BTU's



**RUBY SERIES 13" SLIDE IN VERSA DOUBLE BURNER**  
 Item No: SUN13VDB-LP/NG  
 Product Size: 13"W x 23-1/2"D x 12-1/2"H  
 Cut-out: 12"W x 20-1/4"D x 9"H  
 Up To 30,000 BTU's  
 • LED Light on Control Panel

## 304 STAINLESS STEEL INSULATED GRILL JACKETS

The Universal Jacket is a Safety Essential for Your Outdoor Kitchen



### 18" / 20" / 25" / 29" / 33" / 40" / 45" STAINLESS STEEL INSULATED GRILL JACKET

Item No: SUNJK18  
Product Size: 18" W x 14-1/2" H x 25-3/4" D  
Cut-out: 17" W x 13" H x 24-1/2" D  
Works with SUN13VDB & SUN13CPR0

Item No: SUNJK25  
Product Size: 25" W x 14-1/2" H x 25-3/4" D  
Cut-out: 24" W x 13" H x 24-1/2" D  
Works with SUNCPRO & SUN13VDB

Item No: SUNJK33  
Product Size: 33" W x 14-1/2" H x 25-3/4" D  
Cut-out: 31-3/4" W x 13" H x 24-1/2" D  
Works with RUBY3B & SUNCH5Z30

Item No: SUNJK45  
Product Size: 45" W x 14-1/2" H x 25-3/4" D  
Cut-out: 43-3/4" W x 13" H x 24-1/2" D  
Works with RUBY5BIR & EMCHD242

Item No: SUNJK20  
Product Size: 20" W x 14-1/2" H x 25-3/4" D  
Cut-out: 19" W x 13" H x 24-1/2" D  
Works with SUNCPRO & SUN13VDB

Item No: SUNJK29  
Product Size: 29" W x 14-1/2" H x 25-3/4" D  
Cut-out: 27-3/4" W x 13" H x 24-1/2" D  
Works with SUN24PCB

Item No: SUNJK40  
Product Size: 40" W x 14-1/2" H x 25-3/4" D  
Cut-out: 38-3/4" W x 13" H x 24-1/2" D  
Works with RUBY4B & RUBY4BIR



## 6" SUNSTONE UNIVERSAL APPLIANCE JACKET "DIVIDER"

Expands the jacket reach with combining multiple jackets together into singular groupings

Configure any Combination of gas Grill, Charcoal Grill or Side Burner



Item No: SUNJKDIV6  
Product Size: 6" W x 25-3/4" D x 14-1/4" H



## 304 STAINLESS STEEL GRILL POST AND WINGS

Combine Jacket with Post Mount & Wings for a perfect stationary solution

Create Unlimited Combo Configurations



### UNIVERSAL GRILL JACKET POST

Item No: SUNJKPOST  
Product Size: 21-1/2" W x 22-1/2" H x 21-1/2" D

### UNIVERSAL GRILL JACKET WINGS


Item No: SUNJKWING  
Product Size: 21-3/4" W x 3" H x 14-1/5" D

Place your Grill & Jacket on any surface with optional self-leveling Peg-Legs



## 304 STAINLESS STEEL WARMING DRAWER

*Comes Standard with signature Series Style*



*Swap Face Panel for Designer Series*

Item No: SAP30WDDE



**30" WARMING DRAWER COMBO 110V ELECTRICA**

Item No: SAP30WDPRO  
Product Size: 30"W x 11-1/2"H x 21"D  
Cut-out: 28-1/2"W x 10"H x 20-1/2"D



*Stack Vertically in Multi-configurations or with Other Designer Series Components.*

## 304 STAINLESS STEEL INSULATED ICE CHESTS/BAR CENTERS



**TEXAN SERIES 15" DROP IN INSULATED ICE BIN**

Item No: TEX-15IC  
Product Size: 13-3/8" W x 10" H x 15-1/8"D  
Cut-out: 12-5/8" W x 10" H x 13-5/8"



**OVER/UNDER MOUNT 14" X 20" INSULATED ICE BIN**

Item No: B-IC14  
Product Size: 13-1/2"W x 20-1/2"D x 12"H  
Cut-out: 12-1/2"W x 18-1/4"D



**RUBY SERIES 14" BAR SINK COCKTAIL STATION**

Item No: B-RCS14  
Product Size: 14"W x 11"H x 25"D  
Cut-out: 13-1/4"W x 9-3/4"H x 21-1/2"D



**28" DROP IN INSULATED ICE CHEST**

Item No: A-IC  
Product Size: 28"W x 21"D x 13-1/2"H  
Cut-out: 26-1/8"W x 19-1/8"D x 10-1/4"H

## 304 STAINLESS STEEL OUTDOOR REFRIGERATOR / BAR SINKS

**POPULAR OUTDOOR SINK OPTIONS WITH COVER TO FIT ANY NEED**



**OUTDOOR RATED 304 SS FRIDGE**

Item No: SAPFR21PRO  
Product Size: 20-1/2"W x 33-1/2"H x 22-3/4"D  
Cut-out: 21-1/4"W x 34-3/8" H x 23-5/8"D



**TEXAN SERIES 15" BAR SINK**

Item No: TEX-15SK  
Product Size: 15-1/8" W x 11-3/4" H x 15-7/8"D  
Cut-out: 13-3/4" W x 11-3/4" H x 14"



**17" SINK W/HOT & COLD WATER FAUCET**

Item No: A-SS17  
Product Size: 16-1/4"W x 17-1/2" D x 6-1/2"H  
Cut-out: 15-1/4"W x 16-1/4"D



**21" PREMIUM SINK W/HOT & COLD WATER FAUCET & CUTTING BOARD**

Item No: B-PS21  
Product Size: 20-3/4"W x 21"D x 9-1/4"H  
Cut-out: 18-1/4"W x 18-1/2"D



**OVER/UNDER MOUNT 20" X 20" SINGLE BASIN SINK W/COVER**

Item No: B-SK20  
Product Size: 20-1/2"W x 20-1/2"D x 11-1/2"H  
Cut-out: 19"W x 19"D



**OVER/UNDER MOUNT 34" X 20" DOUBLE BASIN SINK W/COVERS**

Item No: B-SK34  
Product Size: 34"W x 20-1/2"D x 11-1/2"H  
Cut-out: 32"W x 19"D



**20" ADA COMPLIANT SINK W/COVER & HOT/COLD FAUCET**

Item No: ADASK20  
Product Size: 20-1/2"W x 22-1/4"D x 5"H  
Cut-out: 16-3/4"W x 19"D x 3-3/4"H



**37" ADA COMPLIANT DOUBLE SINK W/COVER & HOT/COLD FAUCET**

Item No: ADASK37  
Product Size: 37"W x 22"D x 5"H  
Cut-out: 35"W x 19-1/2"D x 3-3/4"H

**TEXAN SERIES - DESIGNER STYLE DOORS/DRAWERS - 304 STAINLESS STEEL**  
**PERFECT FOR ALL STUCCO WALL INSTALLATIONS**



**16" REVERSIBLE SINGLE ACCESS DOOR**  
 Item No: TEX-16SD  
 Product Size: 16-1/4" W x 20-1/2" H x 1-3/4"D  
 Cut-out: 14-1/2" W x 19" H



**30" DOUBLE ACCESS DOOR**  
 Item No: TEX-DD30  
 Product Size: 30" W x 20-1/2" H x 1-3/4"D  
 Cut-out: 28-1/8" W x 19" H



**36" DOUBLE ACCESS DOOR**  
 Item No: TEX-DD36  
 Product Size: 36" W x 20-1/2" H x 1-3/4"D  
 Cut-out: 34-1/8" W x 19" H



**30" VENTED DOUBLE ACCESS DOOR**  
 Item No: TEX-DDV30  
 Product Size: 30" W x 20-1/2" H x 1-3/4"D  
 Cut-out: 28-1/8" W x 19" H



**36" VENTED DOUBLE ACCESS DOOR**  
 Item No: TEX-DDV36  
 Product Size: 36" W x 20-1/2" H x 1-3/4"D  
 Cut-out: 34-1/8" W x 19" H



**16" DOUBLE ACCESS DRAWER**  
 Item No: TEX-16DD  
 Product Size: 16-1/4" W x 20-1/2" H x 21"D  
 Cut-out: 14-1/2" W x 19" H x 21"D



**16" TRIPLE ACCESS DRAWER**  
 Item No: TEX-16TD  
 Product Size: 16-1/4" W x 20-1/2" H x 21"D  
 Cut-out: 14-1/2" W x 19" H x 21"D



**16" PAPER TOWEL HOLDER DRAWER COMBO**  
 Item No: TEX-16PCD  
 Product Size: 16-1/4" W x 20-1/2" H x 21"D  
 Cut-out: 14-1/2" W x 19" H x 21"D



**16" TRASH DRAWER**  
 Item No: TEX-16TRD  
 Product Size: 16-1/4" W x 20-1/2" H x 21"D  
 Cut-out: 14-1/2" W x 19" H x 21"D



**30" TRIPLE DRAWER DOOR COMBO**  
 Item No: TEX-30TDDC  
 Product Size: 30" W x 20-1/2" H x 20"D  
 Cut-out: 28-1/8" W x 19" H x 20-1/2"D





# CLASSIC SERIES - FLUSH STYLE DOORS/DRAWERS - 304 STAINLESS STEEL

## PERFECT FOR ALL STUCCO WALL INSTALLATIONS



**12" X 12" SINGLE UTILITY ACCESS DOOR**

Item No: C-SD12  
Product Size: 12"W x 12"H x 1-5/8"D  
Cut-out: 9-1/4"W x 9-1/4"H



**12" X 12" SINGLE UTILITY VENTED DOOR**

Item No: C-VSDL (LEFT SWING)  
Item No: C-VSDR (RIGHT SWING)  
Product Size: 12"W x 12"H x 1-5/8"D  
Cut-out: 9-1/4"W x 9-1/4"H



**REVERSIBLE FLUSH SINGLE ACCESS DOOR**

Item No: DH1724  
Product Size: 27"W x 20"H x 1-5/8"D  
Cut-out: 24-1/4"W x 17-1/4"H  
Item No: DH1420 (not shown)  
Product Size: 23"W x 17"H x 1-5/8"D  
Cut-out: 20-1/4"W x 14-1/4"H

Item No: DV1724  
Product Size: 20"W x 27"H x 1-5/8"D  
Cut-out: 17-1/4"W x 24-1/4"H  
Item No: DV1420 (not shown)  
Product Size: 17"W x 23"H x 1-5/8"D  
Cut-out: 14-1/4"W x 20-1/4"H



**FLUSH SINGLE HORIZONTAL DOOR VENTED**

Item No: A-DH1724 (Right Swing)  
Item No: A-DH1724-L (Left Swing)  
Product Size: 27"W x 20"H x 1-5/8"D  
Cut-out: 24-1/4"W x 17-1/4"H

Item No: A-DH1420 (Right Swing)  
Item No: A-DH1420-L (Left Swing)  
Product Size: 23"W x 17"H x 1-5/8"D  
Cut-out: 20-1/4"W x 14-1/4"H



**FLUSH SINGLE VERTICAL DOOR VENTED**

Item No: A-DV1724 (Right Swing)  
Item No: A-DV1724-L (Left Swing)  
Product Size: 20"W x 27"H x 1-5/8"D  
Cut-out: 17-1/4"W x 24-1/4"H

Item No: A-DV1420 (Right Swing)  
Item No: A-DV1420-L (Left Swing)  
Product Size: 17"W x 23"H x 1-5/8"D  
Cut-out: 14-1/4"W x 20-1/4"H



**30"/36"/42" FLUSH DOUBLE ACCESS DOOR**

Item No: A-DD30  
Product Size: 30"W x 21"H x 1-5/8"D  
Cut-out: 27-1/2"W x 18-1/4"H  
Item No: A-DD36 (not shown)  
Product Size: 36"W x 21"H x 1-5/8"D  
Cut-out: 33-1/2"W x 18-1/4"H  
Item No: A-DD42 (not shown)  
Product Size: 42"W x 21"H x 1-5/8"D  
Cut-out: 39-1/2"W x 18-1/4"H



**30"/36"/42" FLUSH VENTED DOUBLE DOOR**

Item No: C-DD30  
Product Size: 30"W x 21"H x 1-5/8"D  
Cut-out: 27-1/2"W x 18-1/4"H

Item No: C-DD36 (not shown)  
Product Size: 36"W x 21"H x 1-5/8"D  
Cut-out: 33-1/2"W x 18-1/4"H

Item No: C-DD42 (not shown)  
Product Size: 42"W x 21"H x 1-5/8"D  
Cut-out: 39-1/2"W x 18-1/4"H



**FLUSH DRAWER & PAPER HOLDER COMBO**

Item No: A-DPCF  
Product Size: 17"W x 30"H x 20-1/2"D  
Cut-out: 15-1/2"W x 27-1/2"H



**14" FLUSH DRAWER SYSTEM**

Item No: B-SD6 (Single Drawer)  
Product Size: 14"W x 6-1/2"H x 23"D  
Cut-out: 12-1/4"W x 6-1/2"H  
Item No: B-DD12 (Double Drawer)  
Product Size: 14"W x 14-3/8"H x 23"D  
Cut-out: 12-1/4"W x 12-1/2"H  
Item No: B-TD18 (Triple Drawer)  
Product Size: 14"W x 20-1/4"H x 23"D  
Cut-out: 12-1/4"W x 18-3/4"H



**20" TANK TRAY DOOR COMBO**

Item No: C-LPCD20  
Product Size: 20"W x 17"D x 27"H  
Cut-out: 18-1/2"W x 24-1/2"H



**24" X 17" VERTICAL DRY STORAGE W/SHELF**

Item No: DSV2417  
Product Size: 20"W x 27"H x 21"D  
Cut-out: 18"W x 24-3/4"H



**30" FLUSH DOUBLE DOOR DRY STORAGE PANTRY**

Item No: DSH30  
Product Size: 30"W x 21-1/8"H x 21"D  
Cut-out: 27-1/2"W x 18-1/4"H



**20" FLUSH TRASH DRAWER**

Item No: A-TRHD  
Product Size: 20"W x 16-1/8"D x 27"H  
Cut-out: 17-7/8"W x 24-3/8"H



**30"/36" DOUBLE DRAWER & DOOR COMBO**

Item No: C-DDC30 / C-DDC36  
Product Size: 30"/36"W x 23"D x 23"H  
Cut-out: 28"W x 21"H / 34"W x 21"H



**30" FLUSH TANK TRAY DOUBLE DRAWER COMBO**

Item No: A-LPCDD30  
Product Size: 30"W x 23"D x 23"H  
Cut-out: 27-1/2"W x 20-1/2"H



**30" FLUSH TANK TRAY TRIPLE DRAWER COMBO**

Item No: A-LPCTD30  
Product Size: 30"W x 23"D x 23"H  
Cut-out: 27-1/2"W x 20-1/2"H



**42" DOUBLE DRAWER & DOOR COMBO**

Item No: C-DDC42  
Product Size: 42"W x 23"H x 23"D  
Cut-out: 39-1/2"W x 20-3/4"H

# SIGNATURE SERIES - BEVELED STYLE DOORS/DRAWERS - 304 STAINLESS STEEL

## PERFECT FOR ALL VENEER STONE FINISH WALL INSTALLATIONS



**12" X 12" SINGLE UTILITY ACCESS DOOR**  
 Item No: BA-SD12  
 Product Size: 12"W x 12"H x 3"D  
 Cut-out: 10-1/4"W x 10-1/4"H



**12" X 12" SINGLE UTILITY VENTED DOOR**  
 Item No: BA-VSDL (LEFT SWING)  
 Item No: BA-VSDR (RIGHT SWING)  
 Product Size: 12"W x 12"H x 3"D  
 Cut-out: 10-1/4"W x 10-1/4"H



**SINGLE HORIZONTAL VENTED DOOR**  
 Item No: BA-VDHL1724 (Left Swing)  
 Item No: BA-VDHR1724 (Right Swing)  
 Product Size: 27"W x 20"H x 3"D  
 Cut-out: 25"W x 18"H  
 Item No: BA-VDHL1420 (Left Swing)  
 Item No: BA-VDHR1420 (Right Swing)  
 Product Size: 23"W x 17"H x 3"D  
 Cut-out: 21"W x 15"H



**SINGLE VERTICAL VENTED DOOR**  
 Item No: BA-VDVL1724 (Left Swing)  
 Item No: BA-VDVR1724 (Right Swing)  
 Product Size: 20"W x 27"H x 3"D  
 Cut-out: 18"W x 25"H  
 Item No: BA-VDVL1420 (Left Swing)  
 Item No: BA-VDVR1420 (Right Swing)  
 Product Size: 17"W x 23"H x 3"D  
 Cut-out: 15"W x 21"H



**REVERSIBLE SINGLE ACCESS DOOR**  
 Item No: BA-DH1724  
 Product Size: 27"W x 20"H x 3"D  
 Cut-out: 24-7/8"W x 18"H  
 Item No: BA-DH1420 (not shown)  
 Product Size: 23"W x 17"H x 3"D  
 Cut-out: 20-7/8"W x 15"H  
 Item No: BA-DV1724  
 Product Size: 20"W x 27"H x 3"D  
 Cut-out: 18"W x 24-7/8"H  
 Item No: BA-DV1420 (not shown)  
 Product Size: 17"W x 23"H x 3"D  
 Cut-out: 15"W x 20-7/8"H



**30"/36"/42" DOUBLE ACCESS DOOR**  
 Item No: BA-DD30  
 Product Size: 30"W x 21"H x 3"D  
 Cut-out: 28"W x 19"H  
 Item No: BA-DD36 (not shown)  
 Product Size: 36"W x 21"H x 3"D  
 Cut-out: 34"W x 19"H  
 Item No: BA-DD42 (not shown)  
 Product Size: 42"W x 21"H x 3"D  
 Cut-out: 40"W x 19"H



**30"/36"/42" DOUBLE VENTED DOOR**  
 Item No: BA-VDD30  
 Product Size: 30"W x 21"H x 3"D  
 Cut-out: 28"W x 19"H  
 Item No: BA-VDD36 (not shown)  
 Product Size: 36"W x 21"H x 3"D  
 Cut-out: 34"W x 19"H  
 Item No: BA-VDD42 (not shown)  
 Product Size: 42"W x 21"H x 3"D  
 Cut-out: 40"W x 19"H



**20" TRASH DRAWER W/2 BINS**  
 Item No: BA-TRD1724  
 Product Size: 20" W x 27"H x 23"D  
 Cut-out: 18-1/4"W x 25-1/4"H



**14" DRAWER SYSTEM**  
 Item No: BA-SD6  
 Product Size: 14"W x 8-1/2"H x 23"D  
 Cut-out: 12-1/4"W x 6-1/2"H  
 Item No: BA-TD18  
 Product Size: 14"W x 20-1/4"H x 23"D  
 Cut-out: 12-1/4"W x 18-3/4"H  
 Item No: BA-DD12  
 Product Size: 14"W x 14-3/8"H x 23"D  
 Cut-out: 12-1/4"W x 12-1/2"H



**24"X17" WEATHER SEALED DRY STORAGE**  
 Item No: BA-OSV1724  
 Product Size: 20"W x 27"H x 23"D  
 Cut-out: 18-1/4"W x 25-1/4"H



**30" WEATHER SEALED DRY STORAGE**  
 Item No: BA-DSH30  
 Product Size: 30"W x 27"H x 20-1/2"D  
 Cut-out: 28-1/4"W x 19-1/4"H



**17" PAPER TOWEL DRAWER COMBO**  
 Item No: BA-DPCF17  
 Product Size: 17"W x 30"H x 20-1/2"D  
 Cut-out: 15-1/4"W x 28-1/4"H



**18" VENTED DOOR W/CONCEALED PRESSURE HINGE HOLDER**  
 Item No: BA-SWVENT  
 Product Size: 18"W x 6-1/2"H x 3-1/4"D  
 Cut-out: 16"W x 4-3/4"H



**PAPER TOWEL HOLDER**  
 Item No: BA-TH17  
 Product Size: 9"W x 17"L x 8"D  
 Cut-out: 6-3/4"W x 15-3/8"H



**30" PROPANE COMBO W/TRASH BAG RING**  
 Item No: BA-LPCD30  
 Product Size: 30"W x 23"H x 22-1/2"D  
 Cut-out: 28"W x 21"H



**30"/36" DOUBLE DRAWER & DOOR COMBO**  
 Item No: BA-DDC30 / BA-DDC36  
 Product Size: 30"/36" W x 23"D x 23"H  
 Cut-out: 28"W x 21"H / 34"W x 21"H



**42" DOUBLE DRAWER & DOOR COMBO**  
 Item No: BA-DDC42  
 Product Size: 42" W x 23"D x 23"H  
 Cut-out: 40"W x 21"H




**24" FRIDGE TRIM FOR 21" FRIGES**  
 Item No: BA-TRIM21  
 Product Size: 24" W x 35"H x 3"D  
 Cut-out: 22-1/4" W x 34-1/2"H  
 Insert Size: 21-1/2" W x 33-3/4"H

**DESIGNER SERIES - RAISED STYLE DOORS/DRAWERS - 304 STAINLESS STEEL**  
**PERFECT FOR ALL MASONRY CONSTRUCTION INSTALLATIONS**



COMPONENTS ARE VERTICALLY & HORIZONTALLY CONFIGURABLE ALL WITHIN ONE SINGLE ISLAND CUT-OUT



WATER-SHED RAIN GUTTERS ENSURE YOUR DRAWERS & CABINETS ARE KEPT DRY FROM OUTSIDE WEATHER



SELF-LEVELING LEGS IN BACK PROVIDE SUPPORT & ALLOW UNITS TO BE STACKED VERTICALLY



EXTRA DEEP FLANGE & STURDY CABINET STYLE DOOR HINGES W/ SOFT CLOSING DRAWER TRACKS



**15" SINGLE DOOR W/SHELF**  
 Item No: DE-DVR15 (Right Swing)  
 DE-DVL15 (Left Swing)  
 Product Size: 15"W x 23"H x 5"D  
 Cut-out: 13-1/2"W x 21"H



**30"/36"/42" DOUBLE DOOR W/SHELVES**  
 Item NO: DE-DD30 / DE-DD36 / DE-DD42  
 Product Size: 30" / 36" / 42" W x 23"H x 5"D  
 Cut-out: 28-1/2"W x 21"H / 34-1/2" x 21"H  
 40-1/2" x 21"H



**30" PROPANE TRIPLE DRAWER COMBO**  
 Item No: DE-LPCTD30  
 Product Size: 30"W x 23" H x 23-1/4"D  
 Cut-out: 28-1/2"W x 21"H x 22"D



**15" DRY STORAGE PANTRY W/SHELF & UTILITY ACCESS**  
 Item No: DE-DVPR15 (Right Swing)  
 DE-DVPL15 (Left Swing)  
 Product Size: 15"W x 23" H x 23-1/4"D  
 Cut-out: 13-1/2"W x 21"H x 22"D



**18" DOUBLE DRAWER**  
 Item No: DE-DD13  
 Product Size: 18"W x 13"H x 23-1/4"D  
 Cut-out: 16-1/2"W x 11" H x 22"D



**18" TRIPLE DRAWER**  
 Item No: DE-TD23  
 Product Size: 18"W x 23" H x 23-1/4"D  
 Cut-out: 16-1/2"W x 21" H x 22"D



**18" PAPER TOWEL DRAWER COMBO**  
 Item No: DE-DPCF23  
 Product Size: 18"W x 23" H x 23-1/4"D  
 Cut-out: 16-1/2"W x 21"H x 22"D



**18" TRASH DRAWER W/BIN**  
 Item No: DE-TRD18  
 Product Size: 18"W x 23" H x 23-1/4"D  
 Cut-out: 16-1/2"W x 21"H



**30" DRY STORAGE PANTRY W/SHELVES & UTILITY ACCESS**  
 Item No: DE-DOP30  
 Product Size: 30"W x 23" H x 23-1/4"D  
 Cut-out: 28-1/2"W x 21"H x 22"D



**30" X 6-1/2" DRAWER**  
 Item No: DE-SD30  
 Product Size: 30"W x 6-1/2" H x 23-1/4"D  
 Cut-out: 28-1/2"W x 4-1/2" H x 22"D



**30" X 10" DRAWER**  
 Item No: DE-MD30  
 Product Size: 30"W x 10" H x 23-1/4"D  
 Cut-out: 28-1/2"W x 8" H x 22"D



**13" MULTI-CONFIGURABLE TILT-OUT PAPER TOWEL, CUTLERY DRAWER & CUTTING BOARD**  
 Item No: DE-DPCF13  
 Product Size: 18"W x 13" H x 23-1/4"D  
 Cut-out: 16-1/2"W x 11"H

*"Designer Components can be installed in groups Vertically or Horizontally all within one single island cut-out & Match with other Cabinet Island Configurations."*



## 304 SS GAS GRILL CABINETS

### 46" GAS GRILL BASE CABINET



**SAC46GLPDC**  
46"W x 28-1/4"D x 34-1/2"H

**PRODUCT OPTIONS**  
42" Ruby® Grill, Sunstone®42" Grill  
Compatible with Appliance cut out of  
35-3/4"W to 40-1/2"W x 10-1/4" H  
w/3/4" Counter

## 304 SS PELLET GRILL CABINET

### 44" PELLET GRILL CABINET



**SAC44PTGBC**  
44"W x 28-1/4"D x 34-1/2"H

**PRODUCT OPTIONS**  
40" Sunstone® Pellet Grill  
Compatible with Appliance cut out of  
up to 37-3/4"W x 17-1/2" H  
w/3/4" Counter

- LIFETIME STRUCTURE WARRANTY
- SOFT-CLOSE DRAWER TRACKS
- COVERED ACCESS PORTS

- FRONT VENTED KICK-PLATE
- EASY PIN-LOCK INSTALLATION
- 4 ADJUSTABLE PEG-LEGS

- REAR SOLID KICK-PLATE
- REMOVABLE COUNTER RAIL
- REPLACEABLE FACE PANEL

- CONFIRM PROPER TRIM KITS FOR YOUR GRILLS OR POWER BURNERS WITH AUTHORIZED DEALERS

## 304 SS CHARCOAL GRILL CABINETS

### 34" CHARCOAL GRILL BASE CABINET



**SAC34CGDC**  
34"W x 28-1/4"D x 34-1/2"H

**PRODUCT OPTIONS**  
Sunstone® 30" & 28" Charcoal Grill  
Compatible with Appliance cut out of  
25" W to 28-1/2" W x 12-3/4" H  
w/3/4" Counter

### 46" CHARCOAL GRILL BASE CABINET



**SAC46CGDC**  
46"W x 28-1/4"D x 34-1/2"H

**PRODUCT OPTIONS**  
Sunstone® 42" Charcoal Grill  
Compatible with Appliance cut out of  
35-3/4" W to 40-1/2" W x 12-3/4" H  
w/3/4" Counter

## 304 STAINLESS STEEL HYBRID GRILL CABINETS

ADA compliant for all cabinets upon request

### 30" KAMADO HYBRID CABINET



**SAC30KBDC**  
30"W x 28-1/4"D x 34-1/2"H  
Speedrail & Shelf Options Available

**PRODUCT OPTIONS**  
Sunstone 24" Power Cirque® - SUN24PCB  
Fits Kamado Grills up to 24-1/2" Dia.

### 33" POWER BURNER CABINET



**SAC33PBDC**  
33"W x 28-1/4"D x 34-1/2"H

**PRODUCT OPTIONS**  
Sunstone 24" Power Cirque® - SUN24PCB  
Compatible with Appliance cut out of 19"W  
to 22-3/4" W x 12-3/4" max Height w/counter

- LIFETIME STRUCTURE WARRANTY
- SOFT-CLOSE DRAWER TRACKS
- COVERED ACCESS PORTS
- CONFIRM PROPER TRIM KITS FOR YOUR GRILLS OR POWER BURNERS WITH AUTHORIZED DEALERS
- FRONT VENTED KICK-PLATE
- EASY PIN-LOCK INSTALLATION
- 4 ADJUSTABLE PEG-LEGS
- REAR SOLID KICK-PLATE
- REMOVABLE COUNTER RAIL
- REPLACEABLE FACE PANEL

## 304 STAINLESS STEEL GAS GRILL CABINETS

### 34" GAS GRILL BASE CABINET



**SAC34GLPDC**  
34"W x 28-1/4"D x 34-1/2"H

**PRODUCT OPTIONS**  
30" Ruby® Grill, Sunstone® 28" Grill,  
Compatible with Appliance cut out of  
23-7/8"W to 28-1/2"W x 10-1/4"H  
w/3/4" Counter

### 40" GAS GRILL BASE CABINET



**SAC40GLPDC**  
40"W x 28-1/4"D x 34-1/2"H

**PRODUCT OPTIONS**  
36" Ruby® Grill, Sunstone® 34" Grill  
Compatible with Appliance cut out  
of 34-1/2"W to 34-1/2"W x 10-1/4"H  
w/3/4" Counter

# 304 STAINLESS STEEL APPLIANCE CABINETS

ADA compliant for all cabinets upon request

## 20" APPLIANCE BASE CABINET LEFT SWING DOOR



**SAC20CSDL**  
20"W x 28-1/4"D x 34-1/2"H

**PRODUCT OPTIONS**  
Sunstone®Cocktail Pro, Ruby® Versa Double Burner Compatible with Appliance cut out of 9-3/4" W to 14-1/2" W x 10-1/4" H w/3/4" Counter

## 20" APPLIANCE BASE CABINET RIGHT SWING DOOR



**SAC20CSDR**  
20"W x 28-1/4"D x 34-1/2"H

**PRODUCT OPTIONS**  
Sunstone®Cocktail Pro, Ruby® Versa Double Burner Compatible with Appliance cut out of 9-3/4" W to 14-1/2" W x 10-1/4" H w/3/4" Counter

- LIFETIME STRUCTURE WARRANTY
- SOFT-CLOSE DRAWER TRACKS
- COVERED ACCESS PORTS

- FRONT SOLID KICK-PLATE
- EASY PIN-LOCK INSTALLATION
- 4 ADJUSTABLE PEG-LEGS

- REAR SOLID KICK-PLATE
- REMOVABLE COUNTER RAIL
- REPLACEABLE FACE PANEL

## 34" SINGLE WARMING DRAWER BASE CABINET



**SAC34SWC**  
34"W x 28-1/4"D x 34-1/2"H

**PRODUCT OPTIONS**  
SAPWD30PRO, SUNSTONE® 30" Drawer BULL® 30" Drawer, COYOTE® 30" Drawer ALFRESCO® 30" Drawer, LYNX® 30" Drawer TWIN EAGLES® 30" Drawer

## 34" DOUBLE WARMING DRAWER BASE CABINET



**SAC34DWC**  
34"W x 28-1/4"D x 34-1/2"H

**PRODUCT OPTIONS**  
SAPWD30PRO, SUNSTONE® 30" Drawer BULL® 30" Drawer, COYOTE® 30" Drawer ALFRESCO® 30" Drawer, LYNX® 30" Drawer TWIN EAGLES® 30" Drawer

## 304 STAINLESS STEEL APPLIANCE CABINETS




**SAC24APC PACKAGE**  
24"W x 28-1/4"D x 34-1/2"H  
Fits up to 15" W Appliances

**SAC30APC PACKAGE**  
30"W x 28-1/4"D x 34-1/2"H  
Fits up to 21" W Appliances

**SAC34APC PACKAGE**  
34"W x 28-1/4"D x 34-1/2"H  
Fits up to 25" W Appliances



**3" Separator & Counter Support Spacer**  
Item No: SCC35CP



SCC4SPEL - 4" Appliance Spacer Cabinet Panel for Left Side  
SCC4SPER - 4" Appliance Spacer Cabinet Panel for Right Side

SCC15SPE - 15" Back Panel for Item No.SAC24APC  
SCC21SPE - 21" Back Panel for Item No.SAC30APC  
SCC25SPE - 25" Back Panel for Item No.SAC34APC

**"USE INDIVIDUALLY OR IN GROUP OF MULTIPLES"**

- LIFETIME STRUCTURE WARRANTY
- SOFT-CLOSE DRAWER TRACKS
- COVERED ACCESS PORTS

- FRONT SOLID KICK-PLATE
- EASY PIN-LOCK INSTALLATION
- 4 ADJUSTABLE PEG-LEGS

- REAR SOLID KICK-PLATE
- REMOVABLE COUNTER RAIL
- REPLACEABLE FACE PANEL

ADA compliant for all cabinets upon request



*"Create extended runs of multiple appliance types and sizes all within one single configuration."*

## 304 STAINLESS STEEL BASE CABINETS



**18" LEFT/RIGHT SWING DOOR CABINET W/TWO SHELVES**  
Item No: SBC18FSDL/SBC18FSDR  
Product Size: 18"W x 28-1/4"D x 34-1/2"H



**18" LEFT/RIGHT SWING DOOR CABINET W/ TOP DRAWER & SHELF**  
Item No: SBC18CSDL/SBC18CSDR  
Product Size: 18"W x 28-1/4"D x 34-1/2"H



**24" / 30" / 36" FULL DOUBLE DOOR BASE CABINET W/TWO SHELVES**  
Item No: SBC24FDD / SBC30FDD / SBC36FDD  
Product Size: 24" / 30" / 36" W x 28-1/4"D x 34-1/2"H



**24" / 30" / 36" DOUBLE DOOR CABINET W/DRAWER SWAP FALSE TOP PANEL**  
Item No: SBC24CDD / SBC30CDD / SBC36CDD  
Product Size: 24" / 30" / 36" W x 28-1/4"D x 34-1/2"H



**44" ADA COMPLIANT SINK CABINET**  
Item No: ADA44BC  
Product Size: 44" W x 28-1/4" D X 32" H



**90 DEGREE COMPONENT CABINET BACK CORNER PANEL**  
Item No: SCC31BP90  
Product Size: 31" W x 31" W by 90 Degree



**45 DEGREE CORNER CABINET W/UTILITY ACCESS**  
Item No: SBC3C45  
Product Size: 3" W x 3" W by 45 Degree Insert Dimensions: 13" W x 19-1/2" D

# 304 STAINLESS STEEL BASE CABINETS

ADA compliant for all cabinets upon request



**12" SPICE RACK DRAWER W/2 REMOVABLE BINS**  
Item No: SBC12SSRD  
Product Size: 12"W x 28-1/4"D x 34-1/2"H



**12" 4 MULTI DRAWER BASE CABINET**  
Item No: SBC125MD  
Product Size: 12"W x 28-1/4"D x 34-1/2"H



**18" TRASH DRAWER CABINET W/2 TRASH BINS**  
Item No: SBC18STRD  
Product Size: 18"W x 28-1/4"D x 34-1/2"H



**18" COMBO PAPER TOWEL HOLDER/ CUTLERY DRAWER WITH CUTTING BOARD & INSULATED ICE CHEST DRY STORAGE**  
Item No: SBC18DPIC  
Product Size: 18"W x 28-1/4"D x 34-1/2"H



**18" PROPANE/TRASH DRAWER W/TOP DRAWER**  
Item No: SBC18SLPCD  
Product Size: 18"W x 28-1/4"D x 34-1/2"H



**18" TRIPLE DRAWER CABINET**  
Item No: SBC18STD  
Product Size: 18"W x 28-1/4"D x 34-1/2"H



**24" TRIPLE DRAWER CABINET**  
Item No: SBC24STD  
Product Size: 24"W x 28-1/4"D x 34-1/2"H



**30" TRIPLE DRAWER CABINET**  
Item No: SBC30STD  
Product Size: 30"W x 28-1/4"D x 34-1/2"H



**30" SEALED DRY STORAGE W/DRAWERS & SHELVES**  
Item No: SBC30DSPC  
Product Size: 30"W x 28-1/4"D x 34-1/2"H



**12"X12" CORNER CABINET W/SWIVEL SHELVES**  
Item No: SBC12SL5  
Product Size: 24"W x 28-1/4"D x 34-1/2"H  
Insert Size: 15-1/2" W x 33-1/4" H x 25-1/4" D



**6" SPACER CABINET W/ELECTRICAL COVER**  
Item No: SBC6SPEL  
Product Size: 6"W x 28-1/4"D x 34-1/2"H



**3"X3" 90 DEGREE SPACER PANEL**  
Item No: SCC3SP90  
Product Size: 3"Wx3"Hx34-1/4"D



**3" SPACER PANEL FOR CABINET FRONT / BACK**  
Item No: SCC3SPF / SCC3SPB  
Product Size: 3"W x 34-1/4"H x 1"D



**6" SPACER PANEL FOR CABINET FRONT / BACK**  
Item No: SCC6SPF / SCC6SPB  
Product Size: 6"W x 34-1/4"H x 1"D



**3" LEF. / RIGHT END CORNER GUARD PANEL FOR SIDE OF CABINET**  
Item No: SCC3ENDSPL / SCC3ENDSPR  
Product Size: 3"W x 2"D x 34-1/2"H



**UNIVERSAL BASE END PANEL**  
Item No: SCC27EP  
Product Size: 1" x 28-1/4" x 30-1/8"



**25-1/2" UNIVERSAL KICKPLATE FOR LEFT & RIGHT SIDE**  
Item No: SCC25KP  
Product Size: 25-1/2"W x 4"H x 1"D



## 304 STAINLESS STEEL WALL CABINETS



**18" UPPER WALL LEFT SWING DOOR CABINET**  
Item No: 5WC18CSDL  
Product Size: 18"W x 14"D x 21"H or 23"



**18" UPPER WALL RIGHT SWING DOOR CABINET**  
Item No: 5WC18CSDR  
Product Size: 18"W x 14"D x 21"H or 23"



**18" FULL HEIGHT LEFT SWING DOOR CABINET**  
Item No: 5WC18FSDL  
Product Size: 18"W x 14"D x 42"H or 44"



**18" FULL HEIGHT RIGHT SWING DOOR CABINET**  
Item No: 5WC18FSDR  
Product Size: 18"W x 14"D x 42"H or 44" (w/Crown)



**24" FULL HEIGHT DOUBLE DOOR CABINET W/FOUR SHELVES**  
Item No: 5WC24FDD  
Product Size: 24"W x 14"D x 42"H or 44"



**30" FULL HEIGHT DOUBLE DOOR CABINET W/FOUR SHELVES**  
Item No: 5WC30FDD  
Product Size: 30"W x 14"D x 42"H or 44"



**36" FULL HEIGHT DOUBLE DOOR CABINET W/FOUR SHELVES**  
Item No: 5WC36FDD  
Product Size: 36"W x 14"D x 42"H or 44"



**12" X 12" FULL HEIGHT 360 SWIVEL CORNER CABINET W/ 3 SHELVES**  
Item No: 5WC12SLS  
Product Size: 12"x 12" W x 14"D x 42"H or 44" (w/Crown)

## 304 STAINLESS STEEL WALL CABINET COMPONENTS



**12" HEIGHT UPPER WALL CABINET END PANEL**  
Item No: 5WC21EP  
Product Size: 13" W x 21"H x 1"D



**42" HEIGHT UPPER WALL CABINET END PANEL**  
Item No: 5WC42EP  
Product Size: 13" W x 42"H x 1"D



**12" END CROWN MOLDING PANEL FOR WALL CABINET LEFT/RIGHT**  
Item No: 5WC12ECR  
Product Size: 12"L x 21"H x 1"W



**3" SPACER PANEL FOR WALL CABINET FRONT**  
Item No: 5WC3SPF  
Product Size: 3"W x 44"H



**6" SPACER PANEL FOR WALL CABINET FRONT**  
Item No: 5WC6SPF  
Product Size: 6" W x 44"H



**3" X 3" 90 DEGREE CORNER FOR WALL CABINET FRONT**  
Item No: 5WC35P90  
Product Size: 3" x 3" W x 44"H




# ACCESSORIES



**SUNSTONE 10" GRIDDLE WITH OIL RESERVOIR**  
Item No: SUNCP-GRIDDLE  
Works with Ruby Grills/CompanionPro /30" Charcoal Grill



**SUNSTONE 10" DEEP FRYER W/STEAMER, BASKET & COVER**  
Item No: SUNCP-FYER  
Works with Ruby Grills/CompanionPro /30" Charcoal Grill



**SUNSTONE 10" PRO SEAR BURNER**  
Item No: SUNCP-SEAR  
Works with Ruby Grills/CompanionPro /30" Charcoal Grill



**SUNSTONE 10" CHARCOAL TRAY W/REMOVABLE PANEL**  
Item No: SUNCP-CHTRAY  
Works with Ruby Grills/CompanionPro /30" Charcoal Grill



**HOT & COLD WATER FAUCET**  
Item No: P-FHC



**SATIN FINISH COLD WATER FAUCET W/FLEXIBLE NECK**  
Item No: SUN24PCB-FAUCET



**15"x4-1/2" 304 SS VENT**  
Item No: VENT-S  
Product Size: 15" W x 4-1/2" H



**15"x6-1/2" 304 SS VENT**  
Item No: VENT-L  
Product Size: 15" W x 6-1/2" H



**304 SS STACKABLE VENT**  
Item No: VENT-GBOX  
Product Size: 9" W x 4" D x 6" H  
Cut-out: 8" W x 4" D x 4-7/8" H



**304 SS DRAFT DRIP PAN**  
Item No: BC-DT14  
Product Size: 13-1/2" W x 5-1/2" D x 7" H  
Works with 14" Cocktail Station



**304 SS BAR CADDY**  
Item No: BC-BC14  
Product Size: 13-1/2" W x 5-1/2" D x 7" H  
Works with 14" Cocktail Station



**304 SS FLOATING FLAT WALL SHELF**  
Item No: SCC30KB-WLSHELF  
Product Size: 22-1/2" W x 1-3/8" H x 8" D  
Works with 30" Kamado Hybrid Cabinet



**304 SS SPEED RAIL POCKET SHELF**  
Item No: SCC30KB-SPRAIL  
Product Size: 22-1/2" W x 5" H x 4-1/2" D  
Works with 30" Kamado Hybrid Cabinet



**304 SS ROTISSERIE KIT**  
Item No: P-RK-3B (Fits size 28" 30" Grill)  
Item No: P-RK-4B (Fits size 34-36" Grill)  
Item No: P-RK-5B (Fits size 42" Grill)



**10 PIECE STAINLESS STEEL BBQ TOOL SET W/CARRY CASES**  
Item No: BBQTS10



**WEATHER PROOF GRILL COVER**  
Item No: G-Cover4B  
Fits Ruby3B&4B 30" to 36" Grills  
Item No: G-Cover5B  
Fits Ruby5B 42" Grills

**WEATHER PROOF DOUBLE SIDE BURNER COVER**  
Item No: CoverDB  
Fits Ruby Double Burner

**WEATHER PROOF SINGLE SIDE BURNER COVER**  
Item No: CoverSBR  
Fits Ruby Single Burner



**304 SS SMOKER BOX**  
Item No: P-SMBOX  
Product Size: 3-3/4" W x 9" D x 1-5/8" H



**12' HOSE W/QUICK CONNECT FOR NATURAL GAS**  
Item No: NG-HOSE



Item No: P-Handle

Item No: P-Bhandle

Item No: P-handle

**COMPONENTS HANDLE OPTIONS**

"Use this Space to Design your Dream Outdoor Kitchen"

SUNSTONE METAL PRODUCTS LLC  
16004 Central Commerce Dr  
Pflugerville TX 78660  
T:512.487.5116 F:512.487.7016  
Mon-Thur. 9am to 4:30PM  
www.sunstoneemp.com



*Project Title:*

*Name:*

*Phone:*

*Address:*

## 304 STAINLESS STEEL ISLAND PACKAGES



**CABANA 10'-8" ADA COMPLIANT GRILL/BURNER & DOUBLE SINK PACKAGE**  
Item No: SCP CABANA



**DALLAS 9'-11" GAS CHARCOAL HYBRID GRILL/BURNER/POWER BURNER PACKAGE**  
Item No: SCP DALLAS



**CAPRICE 6' GRILL & BAR SINK OUTDOOR ISLAND PACKAGE**  
Item No: SCP CAPRICE



**BRAZOS 10' GRILL/BURNER & FRIDGE ISLAND PACKAGE**  
Item No: SCP BRAZOS



**HOUSTON 9'-8" GRILL/DOUBLE BURNER/BAR SINK & FRIDGE ISLAND PACKAGE**  
Item No: SCP HOUSTON



**KAMADO 8' GRILL/BURNER & KAMADO INSERT CABINET ISLAND PACKAGE**  
Item No: SCP KAMADO



**AUSTIN 9' GRILL/DOUBLE BURNER/COMPANION PRO & BAR CENTER PACKAGE**  
Item No: SCP AUSTIN

### SUNSTONE METAL PRODUCTS LLC

16004 Central Commerce dr  
Pflugerville TX 78660  
Tel: 512.487.5116 Fax: 512.487.7016  
Toll Free: 888.934.9449  
Mon-Thur: 9:00am to 4:30pm  
[www.sunstonemp.com](http://www.sunstonemp.com)