

# CLASSIC SERIES FLUSH STYLE

**PRODUCT**  
Item No. C-DD30  
C-DD36, C-DD42

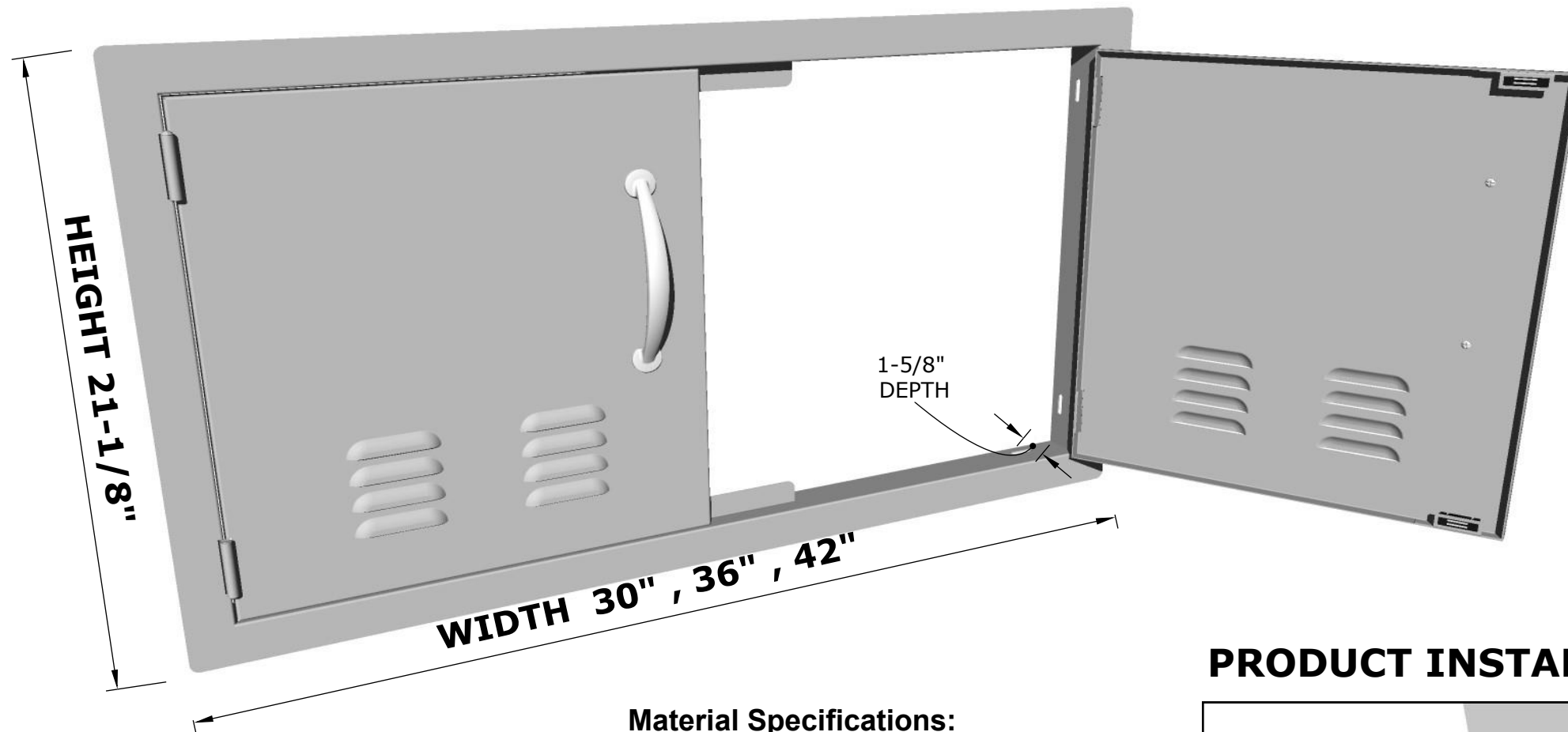
**DESCRIPTION**  
Classic Series, Flush Style  
30", 36" & 42" Vented  
Double Doors

**MANUFACTURE CONTACT**  
SUNSTONE METAL PRODUCTS LLC.  
TECH SUPPORT: 888-934-9449  
WWW.SUNSTONEMP.COM

**WARRANTY**

- EXTERIOR FINISH -----3 YEARS
- STRUCTURE -----3 YEARS
- HANDLE-----1 YEAR

## PRODUCT OVERVIEW



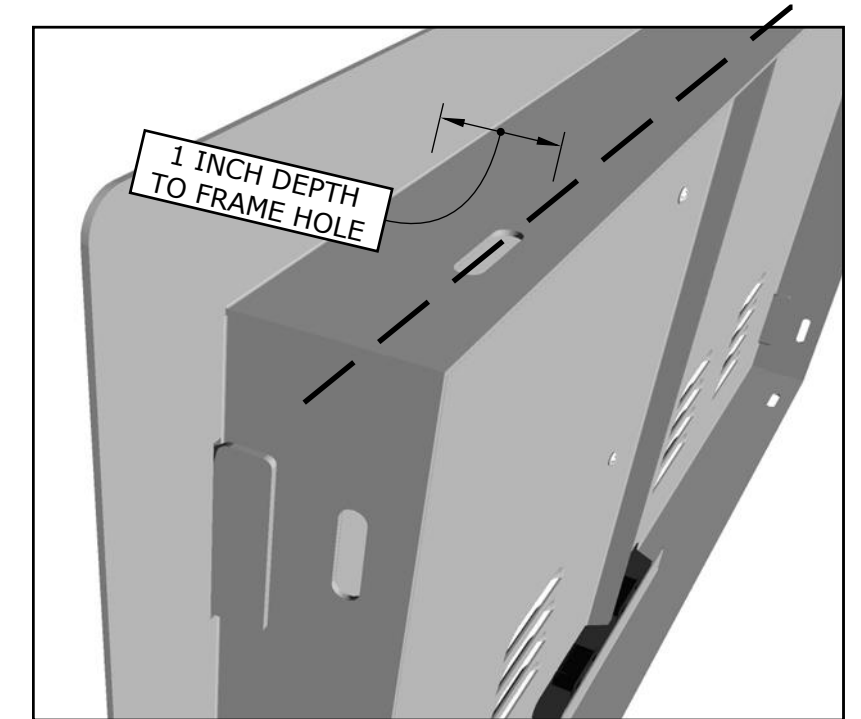
**Material Specifications:**  
16 Gauge 304 Stainless Steel, Handles are made of Zinc Alloy, Chrome Plated.

## PRODUCT SIZE & CUT-OUT DIMENSIONS

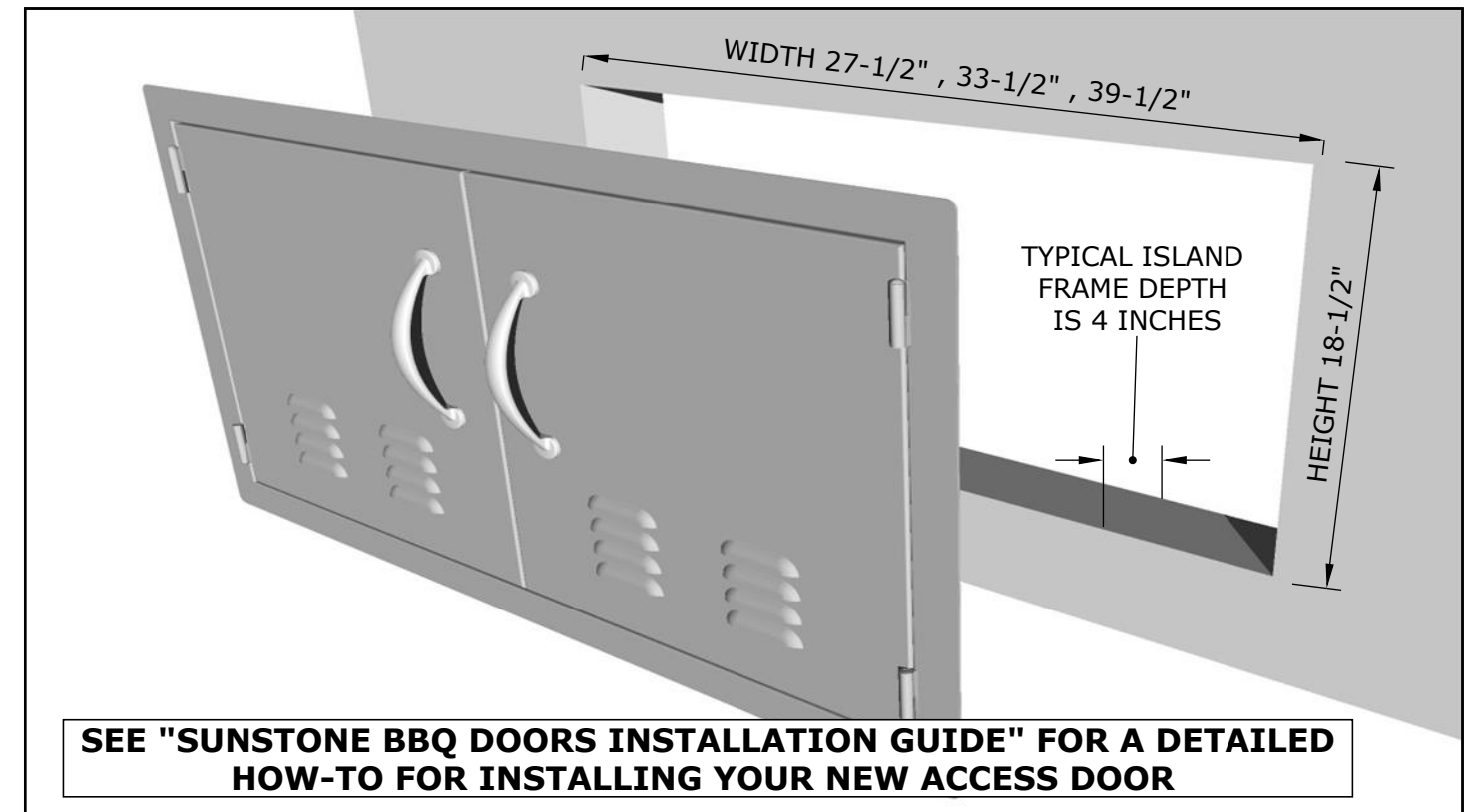
### HEIGHT (H) WIDTH (W) DEPTH (D)

- C-DD30 - 30"W X 21-1/8"H X 1-5/8"D (PRODUCT SIZE)  
27-1/2"W X 18-1/2"H (CUT-OUT)
- C-DD36 - 36"W X 21-1/8"H X 1-5/8"D (PRODUCT SIZE)  
33-1/2"W X 18-1/2"H (CUT-OUT)
- C-DD42 - 42"W X 21-1/8"H X 1-5/8"D (PRODUCT SIZE)  
39-1/2"W X 18-1/2"H (CUT-OUT)

## PRODUCT DETAILS



## PRODUCT INSTALLATION GUIDE



SEE "SUNSTONE BBQ DOORS INSTALLATION GUIDE" FOR A DETAILED HOW-TO FOR INSTALLING YOUR NEW ACCESS DOOR